

Here's the deal on your WealthBuilder Pro™ Special Deal Code



Go to mgic.com and click the Rate Finder house, or enter mgic.com/ratefinder in your browser.

1. Before you do anything else, enter 2386 in the MGIC Program ID field. You'll note the LTV, Coverage and Amortization fields automatically populate.
2. If you need to change the coverage, in the Coverage field, select *Other*
3. In the Coverage Other field, enter the amount of coverage you need

Enter any remaining information, click *Submit* and you're done! Your MGIC MI rate quote will reflect WealthBuilder Pro premium rates.

Get an MI Quote from MGIC Rate Finder

MGIC Enter Loan Information Already have a Quote ID?
[Click here to retrieve your MI Quote](#)

Loan Amount \$180,000.00	Property Type Detached
LTV 97.01-100%	Number of Units 1
Credit Score 780	Premium Paid By Borrower/BPMI
Property State Wisconsin	Premium Type Monthly
Debt-to-Income 35.00%	Refund Option Non-Refundable
Number of Borrowers 2 or More	Renewal Option Constant
Loan Type Fixed-Rate	Coverage Other
Loan Purpose Purchase	Coverage Other 20%
Amortization 240	MGIC Program ID (Optional) 2386
	Borrower Last Name (Optional) Enter Borrower Last Name

Submit

Your Special Deal Code:

2386

For more information, contact your MGIC representative, mgic.com/contact.

Get an MI Quote from MGIC's Mobile App




Go to the App Store or Google Play and search for MGIC MI. Download the app.

(Not all features are available on Android devices.)

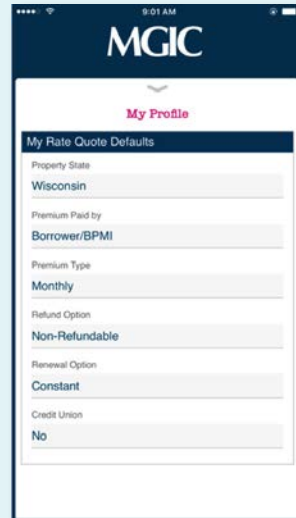
1

Tap **get an instant quote** on the home screen.



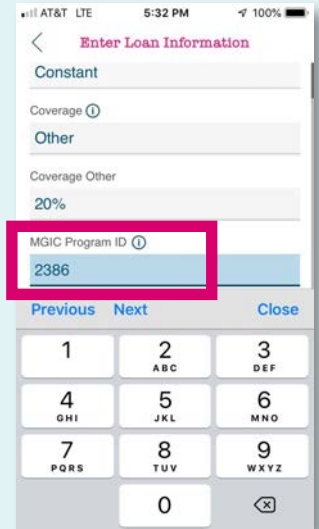
2

Adjust your profile settings.



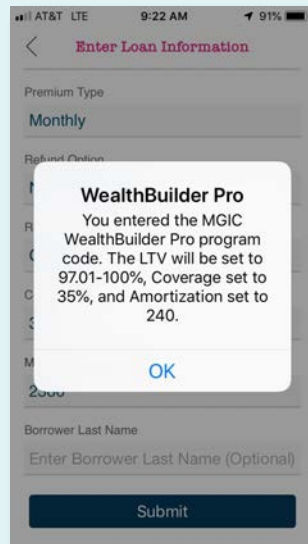
3

Enter the **2386** as the **MGIC Program ID** and tap **Close**.



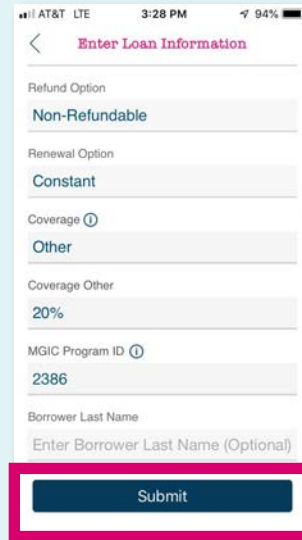
4

LTV, Coverage and Amortization fields automatically populate. Tap **OK**, then update the Coverage field, if you need to.



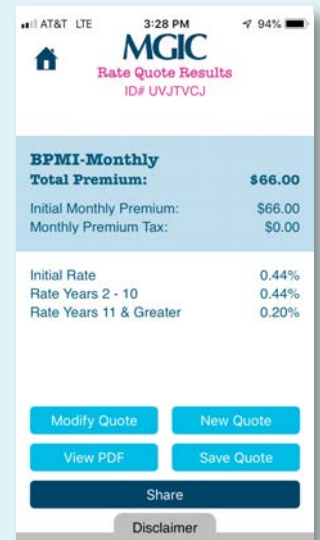
5

Tap **Submit**.



6

Done! Your MGIC MI rate quote results reflect WealthBuilder Pro premium rates.



Your Special Deal Code: **2386**